

Welcome - Postgraduate Business Orientation Session



Session hosts



Dr. Sarel Gronum
Director, Teaching & Learning



Dr. Sandra Figueira
Program Convenor



Kathryn O'Halloran
Student Administration

Acknowledgement of Country

The University of Queensland (UQ) acknowledges the Traditional Owners and their custodianship of the lands on which we meet.

We pay our respects to their Ancestors and their descendants, who continue cultural and spiritual connections to Country.

We recognise their valuable contributions to Australian and global society.

The Brisbane River pattern from A Guidance Through Time by Casey Coolwell and Kyra Mancktelow.



In this session:

1

Welcome

2

Getting started

3

Get the full experience

4

Q&A

5

Upcoming events

Getting started

Dr. Sarel Gronum &
Dr. Sandra Figueira



Master of Business (2-year duration)

Students completing the 2-year duration of the Master of Business program – includes MBus Foundational Courses

MBus Foundational Courses

FINM7409 Financial
Management for
Decision Makers

MGTS7608 Business
and Society

MGTS7301 Tools and
Techniques for
Business Analysis

MBus Core Course

MGTS7610
Management
Communication

MBus Field of Study

10 units
(5 courses) from
available field of study

MBus Capstone Course

MGTS7621 Career
Transition

MBus Second Field of Study

10 units from MBus
Second Field of Study
+ 2 units (1 course) of
MBus Elective Options

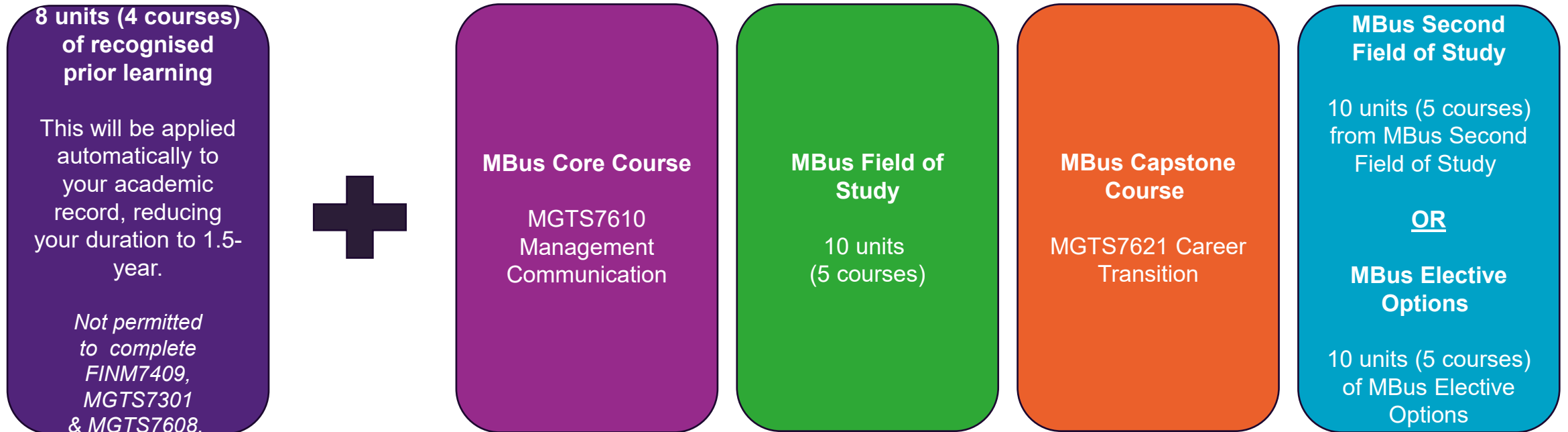
OR

MBus Elective Options

12 units (6 courses) of
MBus Elective Options

Master of Business (1.5-year duration)

Students completing the 2-year duration of the Master of Business program – excludes MBus Foundational Courses



Graduate Certificate in Business (GCBus)

Students completing the Graduate Certificate in Business as standalone program OR those international students with an articulation package offer

GCBus Foundational Courses

4-6 units (2-3 courses)
from:

FINM7409 Financial
Management for
Decision Makers

MGTS7608 Business
and Society

MGTS7301 Tools and
Techniques for
Business Analysis

GCBus Core Course

MGTS7610
Management
Communication

GCBus Program Elective Courses

0-2 units (up to 1
course) from available
GCBus Program
Elective Courses

- On successful completion of the Graduate Certificate in Business, with a GPA of at least 4.50 on UQ's 7-point scale, you will be eligible to articulate into the 2-year Master of Business program, with full credit will be retained.
- The total study time is the same no matter if you commenced directly in the Master of Business program.
- This program does not offer a pathway into the 1.5-year Master of Business.
- All attempted grades, including failed grades, will be taken into consideration when calculating your GPA.

Fields of Study

Students must complete at least one field of study with the option to complete a second field

Advertising

Human
Resource
Management

Information
Systems

Innovation and
Entrepreneurship

International
Business

Law for
Business

Leadership

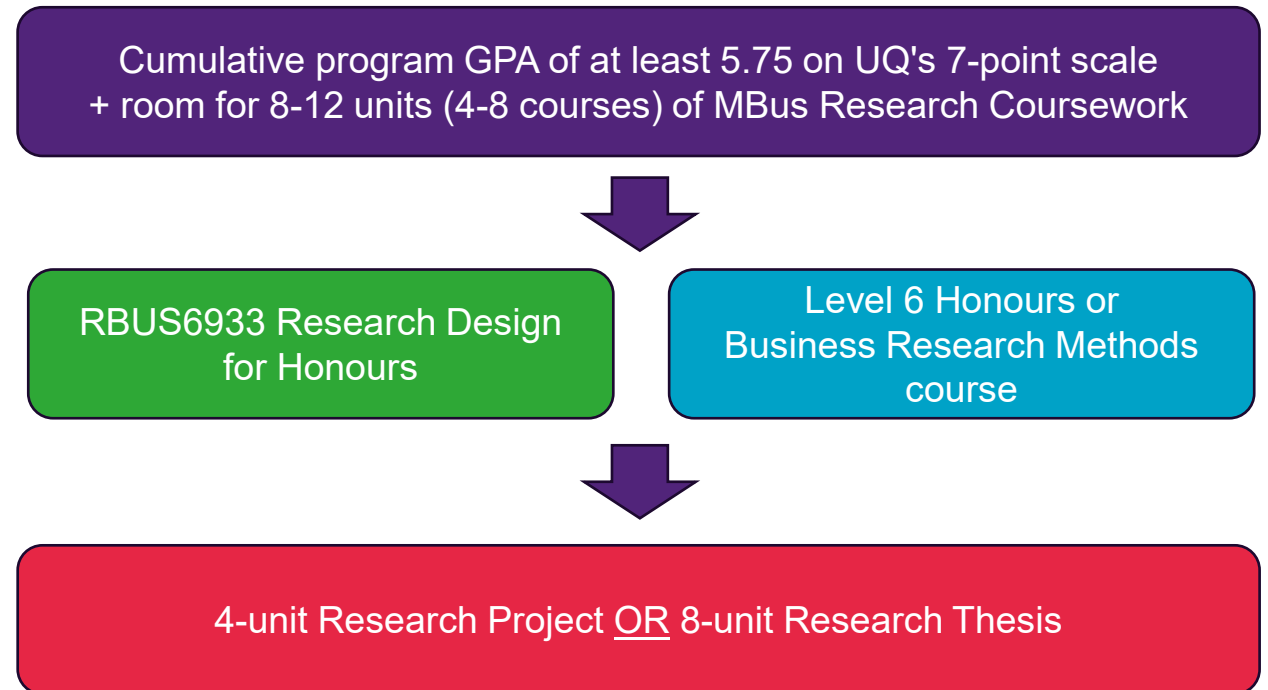
Marketing

Organisational
Sustainability

Research pathway in 2-year Master of Business

Complete research coursework as a pathway to higher degree by research study (MPhil or PhD)

- High-achieving students may have the opportunity to complete research coursework (including project or thesis) as a pathway into higher degree by research in the future.
- Learn research methodology skills through Honours and Business Research Methods coursework
- Complete independent research completed by the student under the supervision of a Business School academic.
- GPA and coursework criteria apply – contact your dedicated student advisor at info@business.uq.edu.au for assistance.



Work integrated learning opportunities in your Master's program

Gain consultancy project or work experience with an industry partner for academic credit

- **RBUS7888 Business Industry Consultancy Project** and **RBUS7999 Business Industry Placement** are available in your Master's program.
- Opportunity to apply conceptual knowledge to the real world via a professional placement or industry consultancy project (group project) for credit.
- Build your employability skills required for the transition to industry.
- Students must be in their final year and have a program GPA of at least 4.0 on UQ's 7-point scale to be considered.
- Contact the **BEL Careers and Employability Team** for more information.



What does a course look like?

At UQ, we call subjects 'courses'.

A course may consist of lectures, seminars, online modules, as well as tutorials and workshops.

Lectures and seminars start in week 1, tutorials and workshops generally start in week 2.

This semester courses will be delivered in person (on campus).

Struggling with class sign-on:
my.uq.edu.au/starting-at-uq.



What is going to happen in a course?

COURSE PROFILE

Organisational Behaviour (MGTS1601)

Study period: Sem 1 2025 Location: St Lucia Attendance mode: In Person

[UQ home](#) > [Course profiles](#) > MGTS1601-20319-7520

Course overview

Course requirements

Course contact

Course staff

Timetable

Aims and outcomes

Assessment

Learning resources

Learning activities

Policies and procedures

Course overview

Study period

Semester 1, 2025 (24/02/2025 - 21/06/2025)

Units

2

Study level

Undergraduate

Administrative campus

St Lucia

Location

St Lucia

Coordinating unit

Business School

Attendance mode

In Person

Introduction to organisational behaviour, developing understanding of employee personalities and attitudes, motivation and leadership, power, group dynamics and culture on employee attitudes and behaviour.

This introductory course is designed to introduce you to some of the core theories and concepts in the study of Organisational Behaviour. The course will cover historical theories and concepts as well as those most recent developments applicable to contemporary organisations. Seminars and tutorials will include case studies, role plays, videos, team-building activities, and small group discussion designed to facilitate collaboration and critical

All the details of what will happen in each course will be covered in the **Course Profile** (CP). Just search for the course code.

- This guide will tell you what learning resources you need,
- what activities are scheduled for each week, and
- how you are going to be assessed.

Section 6. *Policies and Guidelines* has all the information and links you need for understanding **academic integrity, extensions, feedback etc.**

What do you have to do?


All course information, requirements, and communication that you need to study the course on the course Blackboard

Each course, learning activities and assessments are designed to meet the UQ expectations that each student is expected to engage in **10 hours per week for each course.**


Make sure to go into each course blackboard and get comfortable with the system.


Blackboard - Ultra

Course Content


 Course Profile

Click on the link above to access your Course Profile. It outlines the course aims and learning outcomes, required resources, assessment criteria and due dates, and other important information.


 Blackboard Ultra Student Tour (Video)

 Microsoft Teams


[Delete] If you wish to use Microsoft Teams, activate the course Team and make this link available to students. [Delete] Click on the link to access the Microsoft Teams.

 Assessment

This folder contains assessment information and submission links.


 Course Resources

This folder contains links to lecture recordings, the course reading list and subject guides. It also contains course help and course staff information. Your learning resources are located below.

 Intensive & Weekend


Intensive & Weekend Day Overviews

For courses delivered over the weekend or in intensive delivery mode, you can view the summaries of what will be covered each day in the documents included in this module. Please check the course calendar for specific times on when each day will be held for this course.


 Before Course Start

Before Course Start


This module contains a list of recommended pre-learning for you to complete before the start of the course. NOTE: You only need to complete the pre-learning courses once during your Program. If you have already completed these pre-learning modules, tick the circle to "Mark as complete".

 Intensive/Weekend - Day 1 Overview: Sessions 1 through 2

Course Staff


 Henri Burgers

INSTRUCTOR




Show more

Details & Actions

 Books & Tools

[View course & institution tools](#)



What is class time for?

It is up to you to prepare for class, complete any online modules or reading required to participate, schedule time to complete assessments, and work with others in your class.

Class time is a time where you can think about the knowledge being introduced that week. It is time for you to ask questions, gain an understanding of the course content, clear any doubts and get some experience in using the knowledge.

It is also a great time to ask questions that you have about your assessments.

Knowledge and experience don't just happen – **you must be an active learner.**

How will you be assessed?

It depends on each course as to the best way to assess your learning. Be sure to check the CP for details of when and how you will be assessed.

Written

- Essay
- Report
- Case Study Analyses
- Exam

Spoken

- Presentation
- Workshop

Other

- Simulation
- Role play
- Teamwork

Student Administration

Kathryn O'Halloran

Postgraduate Student
Liaison Officer



Meet your Student Liaison Team



Shelley Goward
Senior Manager



Jacqui McGoon
Student Liaison
Officer



Buddy Nuku
Program
Manager



Kathryn O'Halloran
Student Liaison
Officer



Akira Le
Student Liaison
Officer



Tammy Nguyen
Student Liaison
Officer



Harmony Do
Student Liaison
Officer



Ceri Wilson
Student Liaison
Officer



Siobhan Cross
Student Liaison
Officer

Program and course advice

- Our dedicated program and course advice webpage is designed to help you plan your program and course requirements.
- It is your responsibility to ensure you understand and complete your program requirements.
- If you require assistance, please contact our **Student Administration Team** - details via QR Code

Scan to find out more about program plans here:



<http://tinyurl.com/pgorientationstudyplans>

How can we help you?

Student Liaison Team

- program rules and planning advice
- adding or changing fields of study (majors)
- credit or exemptions from your previous studies
- research pathways

What do I need to do?

- You should have now enrolled on mySI-net via sinet.uq.edu.au.
- Your timetables should now be confirmed
- Add or substitute courses without penalty by **Friday 8 August**
- Finalise enrolment by Census Date: **Semester 2 – 31 August**
- If you have not paid all your fees by the semester census date your enrolment may be cancelled
- If you have questions about your program plan, please contact info@business.uq.edu.au.
- Class preferencing and timetable enquiries can be directed to business.mytimetable@uq.edu.au.

UQ Business School Postgraduate Community

Provides important information and updates for your program including:

- general announcements
- program information
- who to contact
- resources and opportunities to help you through your studies
- you can access the community site via [Learn.UQ](#) > My Organisations.

Access the community site here:



<https://learn.uq.edu.au/>

BEL Student Centre

Contact us for help

Visit: Level 2 Colin Clark Building (39)

Email: info@businesss.uq.edu.au

Call: +61 7 3346 8100

bel.uq.edu.au/for-students

We'll also be hosting academic advising drop-in sessions from 10am – 2pm every Monday, Wednesday and Friday until 8 August. No appointment required for drop-in sessions



Your support services

We've created an interactive e-learning module that covers the support services available at UQ.



BEL Student Newsletter will also be distributed fortnightly to all students. It's a great way for students to stay updated on faculty news, events, and opportunities.



Get the full
experience



Clubs and societies

Join a club or society to make heaps of new friends, attend fun events and broaden your network.

There are more than 220 clubs and societies on campus, including:

- UQ Business School Postgraduate Association
- UQ Business Association
- 180 Degrees Consulting
- Newish – Australia's First Student Run Agency



Enrich your studies with global experiences



Start planning this semester so you don't miss out!

Step 1: Check out the website



employability.uq.edu.au/global-experiences

Step 2: Contact the team



exchange@bel.uq.edu.au

Short-term experiences

Summer / winter breaks (2-8 weeks)

- Participate as for-credit or not-for-credit.
- 100+ supported opportunities around the world.

Semester-based exchange

Semester 1, semester 2, or full year

- For-credit towards your degree.
- Study at 120+ host universities overseas.

Scholarships, grants and loans available!

Business, Economics and Law

Student Base

Level 1, Colin Clark Building

Your space to hang out, study and connect on campus!

The airconditioned study rooms, social courtyard and kitchenette are yours to enjoy.

Plus, keep an eye out for fun activities and giveaways happening in the space.

See you there!

Scan to find out more:



Get career ready

Your career starts now!

Explore career possibilities, develop employability skills, engage with industry, build your professional profile and much more with your dedicated Careers and Employability team.



Health and wellbeing

UQ provides a range of programs and counselling services to help improve your overall physical and mental wellbeing, including:

- Mental Health Champions Network
- UQ Ally Network
- UQ Psychology Clinic
- UQ Sport
- health clinics
- counselling.



Business School Student Program Committees

Represent your program, while making friends.

Joining your committee offers a unique opportunity to represent fellow students, enhance the student experience and develop skills in teamwork, advocacy and negotiation.

**Register for more
information here:**



GET SET

A must do program for all new students

- Connect with students in your faculty
- Learn tips from students who have done it all before
- Meet your group online & in person
- Get the support you need
- Settle into uni life
- Have fun!

life.uq.edu.au/getset

Peer Mentoring



BEL Buddies

BEL Buddies are here to help you settle in and have a great university experience.

Next semester, you will have the opportunity to volunteer as a BEL Buddy to help give back to the UQ community while gaining experience for your resume and broadening your networks.



Start a business

UQ Ventures have supported over 230 startup companies who have benefited from \$107 million in investments and grants.

BEL Faculty student Tom Bizzell (pictured right) the 2022 Chief Student Entrepreneur. Co-founder of Wakeshare and winner of multiple global startup awards.



Learn to invest

Get real world investment experience while you study

Bloomberg Trading Lab

We work with Bloomberg to deliver a replica trading environment at UQ.

Student Managed Investment Fund (SMIF)

SMIF provides students with the opportunity to manage a live equity portfolio.



Missed a QR code or link in this session?

- We've also put together a Linktree with all the key links students need to get started at UQ and in the BEL Faculty.
- It's a simple way for them to find everything in one place—orientation info, support services, study resources, and more.



Please join us for the

Business School Postgraduate Networking Event

to welcome new Business School Masters and
Graduate Certificate students

Tuesday 19 August 2025 | 6-7:45pm

Customs House

Scan the QR code to register



Thank you for joining!